

How to complete your dPLF


Direct Link → <https://app.euplf.eu>



From the website, button on the right “EU dPLF App” → <https://www.euplf.eu>



1. Select Italy as destination country



EU Digital Passenger Locator Form (dPLF)

English Login

Destination Transportation Type

Back

EU Digital Passenger Locator Form (dPLF) – Please fill this form in English

Destination


Select your destination country

Italy/IT

Continue

Contact e-mail: eudplf@healthygateways.eu

2. Select your transportation type



EU Digital Passenger Locator Form (dPLF)

English Login

Destination ✓ Transportation Type ✓

Back

EU Digital Passenger Locator Form (dPLF) – Please fill this form in English

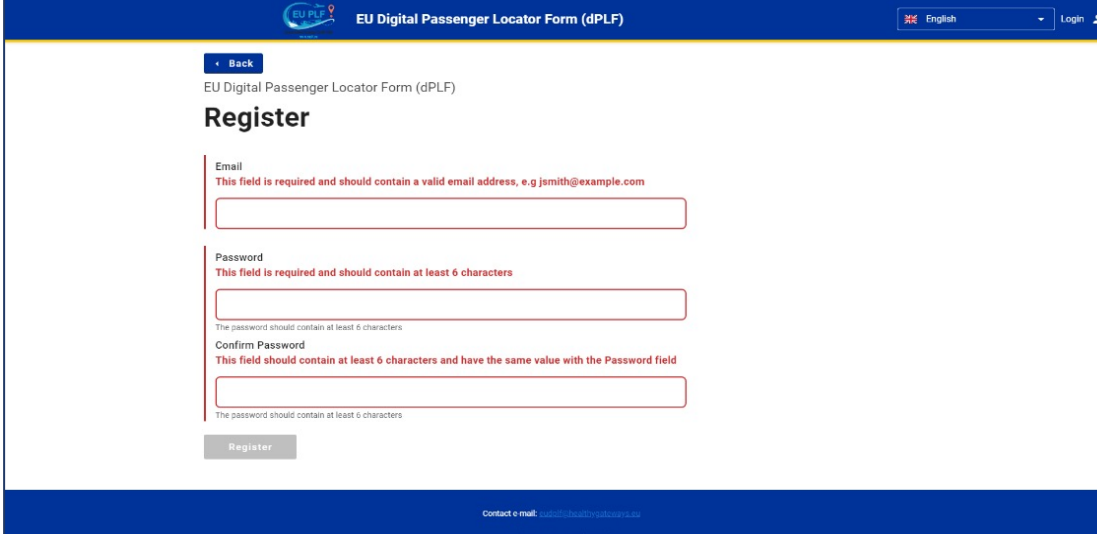
Transportation Type

Please select how you will be travelling

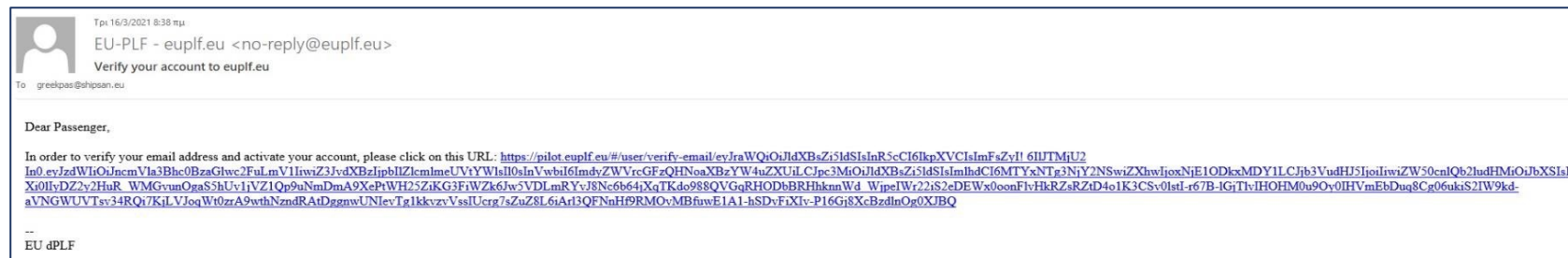
- Ground (Bus / Train / Car / Other Vehicle)
- Aircraft
- Cruise Ship
- Ferry Ship

Continue

3. Register on the website by creating a personal account with username and password (it is necessary to do this only the first time)



4. User authentication – one unique account → Email confirmation (click on the link - always check SPAM folder)



your dPLF step by step



5. User login (email/password)

EU Digital Passenger Locator Form (dPLF) English Login

Please login in order to complete your existing PLF or click [here](#) to fill in a new one.

[Back](#)

EU Digital Passenger Locator Form (dPLF)

Login

Travellers must **register** to the EU dPLF web application by providing a valid email address and a password. Travellers will receive a confirmation email in the email address they provided. To validate and complete the registration travellers must click on the link sent to the declared email address.

Email
This field is required and should contain a valid email address, e.g jsmith@example.com

Password

The password should contain at least 6 characters

[Login](#) [Register](#) | [Reset Password](#)

6. Fill in with all the required information

EU Digital Passenger Locator Form (dPLF) English

Destination Transportation Type **Before you begin** Travel Information Personal Information Permanent Address Temporary Address(es) Emergency Contact

[Back](#)

EU Digital Passenger Locator Form (dPLF) – Please fill this form in English

Aircraft Flight Information

Please fill in the details of your flight

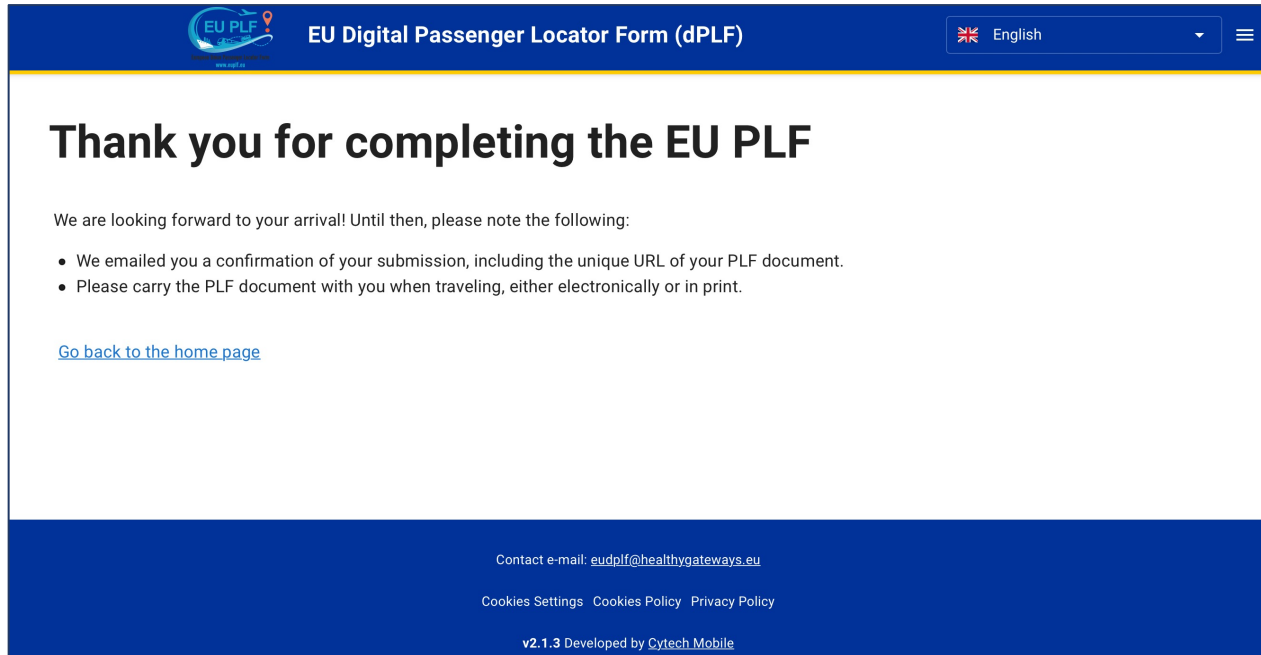
Please check if you are travelling as a member of a group and / or with your family

Airline Name

Please check if your flight is private.

Flight Number

7. Submit your dPLF



The screenshot shows the confirmation page of the EU Digital Passenger Locator Form (dPLF). The page has a dark blue header with the EU PLF logo on the left, the text "EU Digital Passenger Locator Form (dPLF)" in the center, and a language dropdown menu set to "English" on the right. The main content area is white and features a large heading "Thank you for completing the EU PLF". Below the heading, there is a paragraph: "We are looking forward to your arrival! Until then, please note the following:". This is followed by a bulleted list with two items: "We emailed you a confirmation of your submission, including the unique URL of your PLF document." and "Please carry the PLF document with you when traveling, either electronically or in print." Below the list is a blue link: "Go back to the home page". The footer is dark blue and contains the contact email "gudplf@healthygateways.eu", links for "Cookies Settings", "Cookies Policy", and "Privacy Policy", and the version information "v2.1.3 Developed by Cytech Mobile".

Thank you for completing the EU PLF

We are looking forward to your arrival! Until then, please note the following:

- We emailed you a confirmation of your submission, including the unique URL of your PLF document.
- Please carry the PLF document with you when traveling, either electronically or in print.

[Go back to the home page](#)

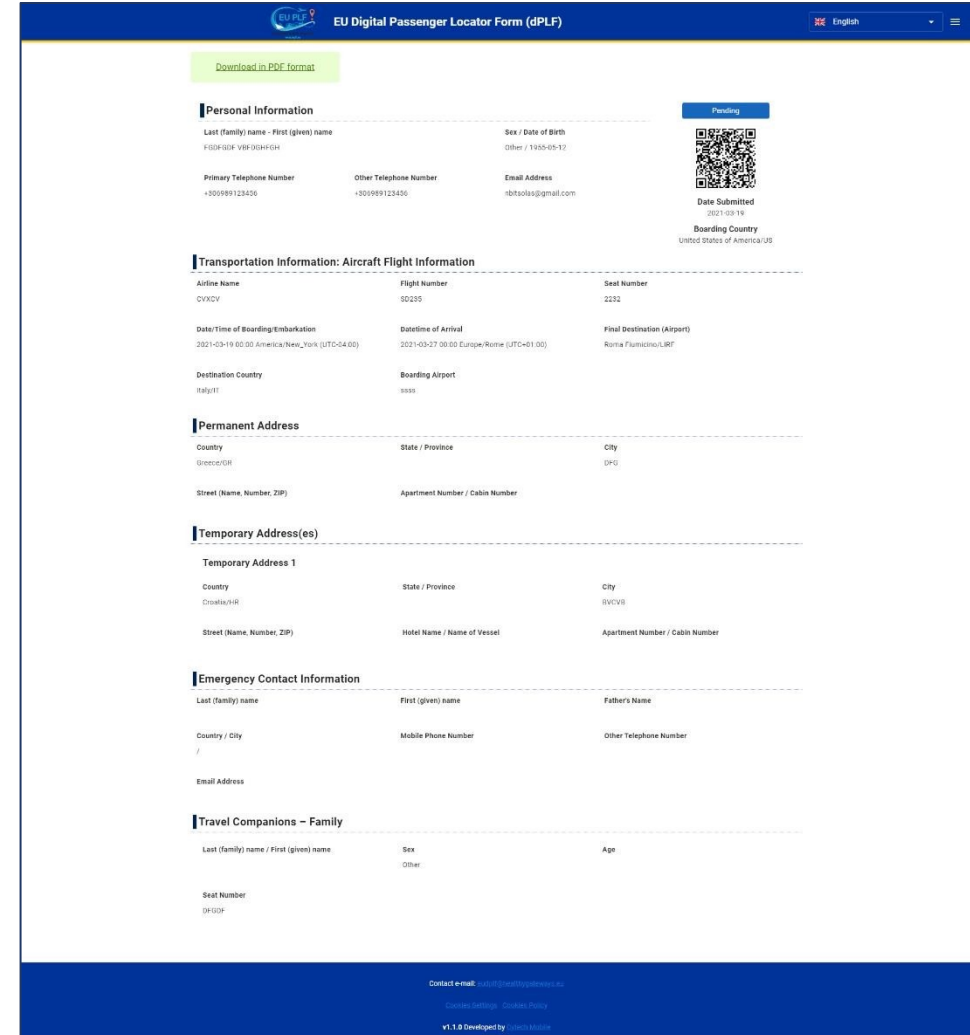
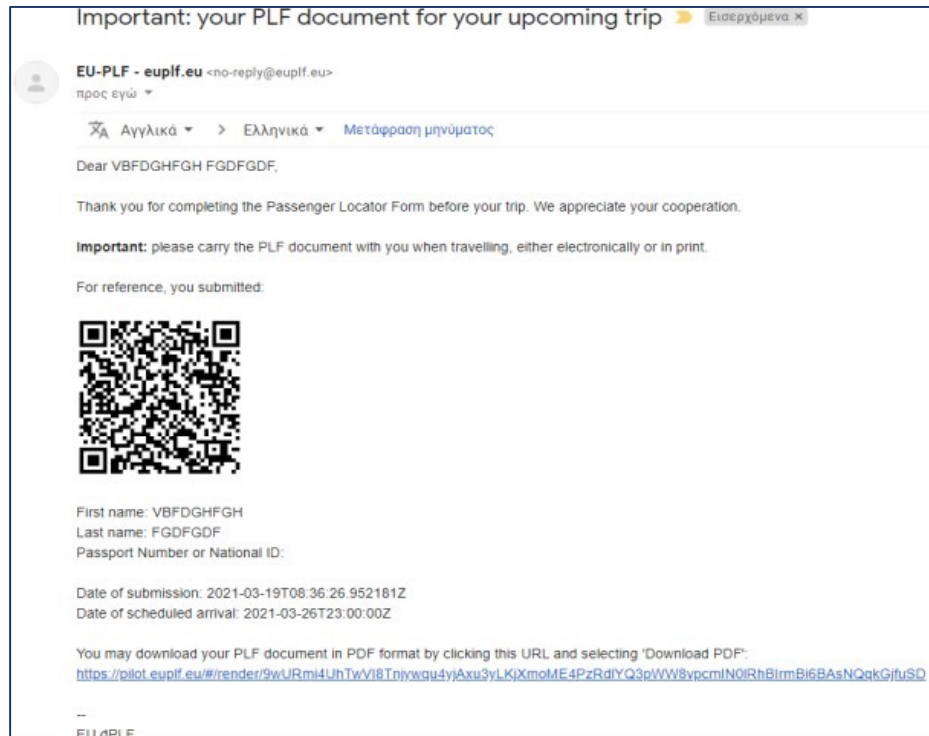
Contact e-mail: gudplf@healthygateways.eu

[Cookies Settings](#) [Cookies Policy](#) [Privacy Policy](#)

v2.1.3 Developed by [Cytech Mobile](#)

your dPLF step by step

8. Check your email for you dPLF. Also in printable version (.pdf)



EU Digital Passenger Locator Form (dPLF) English

Download in PDF format

Personal Information

Last (family) name - First (given) name VBFDGHFGH	Sex / Date of Birth Other / 1988-09-12	QR Code Date Submitted 2021-03-19 Boarding Country United States of America US	
Primary Telephone Number +300949123456	Other Telephone Number +300949123456		Email Address hbtsohs@gmail.com

Transportation Information: Aircraft Flight Information

Airline Name CVXZV	Flight Number 50255	Seat Number 2232
Date/Time of Boarding/Embarkation 2021-03-19 00:00 America/New_York (UTC-04:00)	Datetime of Arrival 2021-03-27 08:00 Europe/Rome (UTC+01:00)	Final Destination (Airport) Roma Fiumicino LIRF
Destination Country Italy IT	Boarding Airport 5555	

Permanent Address

Country Greece GR	State / Province	City DFG
Street (Name, Number, ZIP)	Apartment Number / Cabin Number	

Temporary Address(es)

Temporary Address 1

Country Croatia HR	State / Province	City RVCVR
Street (Name, Number, ZIP)	Hotel Name / Name of Vessel	Apartment Number / Cabin Number

Emergency Contact Information

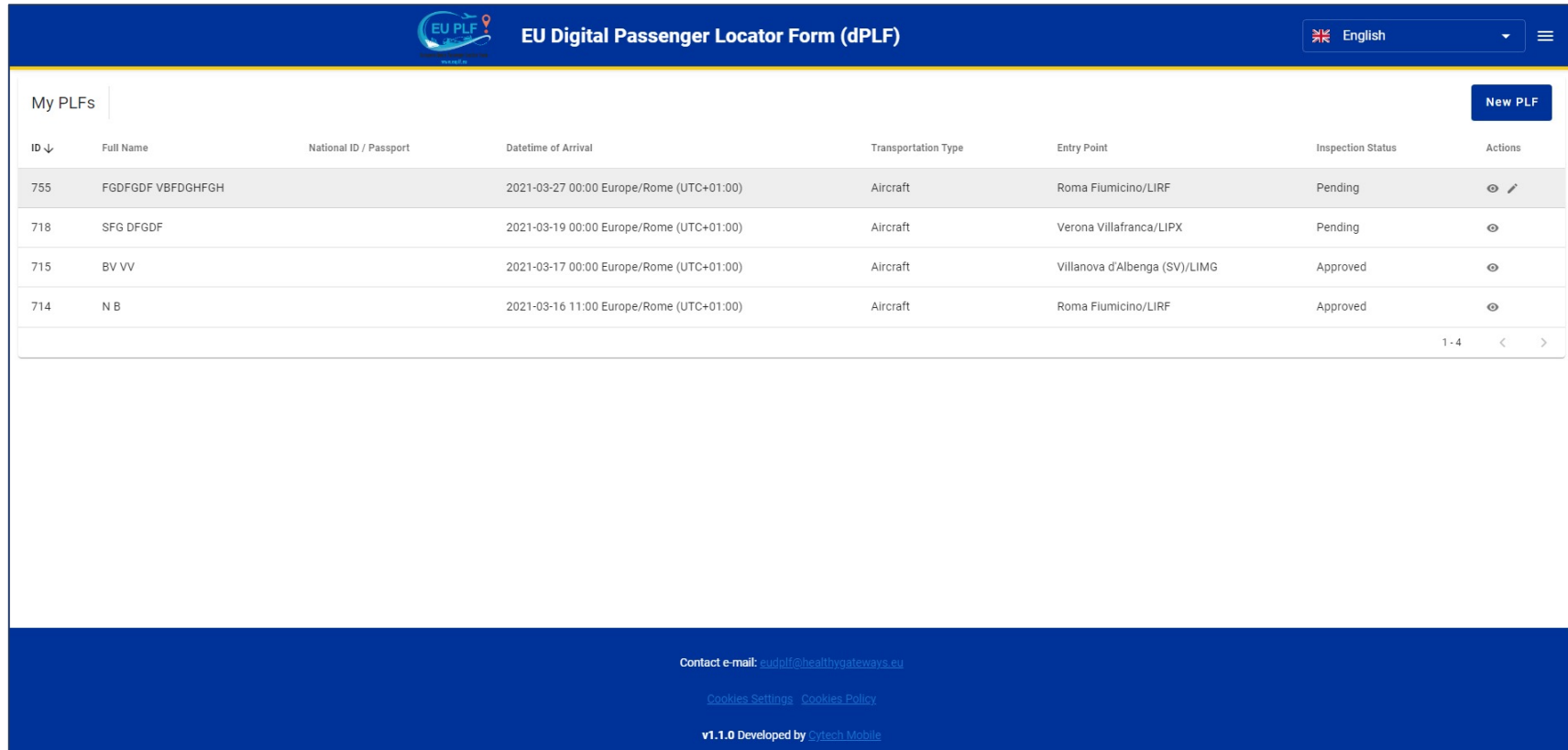
Last (family) name	First (given) name	Father's Name
Country / City	Mobile Phone Number	Other Telephone Number
Email Address		

Travel Companions - Family

Last (family) name / First (given) name	Sex Other	Age
Seat Number DKGDP		

Contact e-mail: info@europa.eu
Cookies Settings Cookies Policy
v1.1.0 Developed by [europa.eu](#)

Passenger access to submitted plf(s)
Editable/update by the passenger before the arrival



The screenshot displays the EU Digital Passenger Locator Form (dPLF) interface. The header includes the EU PLF logo, the title "EU Digital Passenger Locator Form (dPLF)", a language dropdown set to "English", and a menu icon. The main content area is titled "My PLFs" and features a "New PLF" button. Below this is a table with the following columns: ID, Full Name, National ID / Passport, Datetime of Arrival, Transportation Type, Entry Point, Inspection Status, and Actions. The table contains four rows of data. At the bottom of the page, there is contact information and version details.

ID ↓	Full Name	National ID / Passport	Datetime of Arrival	Transportation Type	Entry Point	Inspection Status	Actions
755	FGDFGDF VBFDGHFGH		2021-03-27 00:00 Europe/Rome (UTC+01:00)	Aircraft	Roma Fiumicino/LIRF	Pending	👁️ ✎️
718	SFG DFGDF		2021-03-19 00:00 Europe/Rome (UTC+01:00)	Aircraft	Verona Villafranca/LIPX	Pending	👁️
715	BV VV		2021-03-17 00:00 Europe/Rome (UTC+01:00)	Aircraft	Villanova d'Albenga (SV)/LIMG	Approved	👁️
714	N B		2021-03-16 11:00 Europe/Rome (UTC+01:00)	Aircraft	Roma Fiumicino/LIRF	Approved	👁️

Contact e-mail: eudolf@healthgateways.eu
[Cookies Settings](#) [Cookies Policy](#)
v1.1.0 Developed by [Cytech Mobile](#)

Check for more info



<https://https://www.salute.gov.it/portale/nuovocoronavirus/>

The screenshot shows the top navigation bar of the Ministero della Salute website. The main heading is 'Novel coronavirus'. Below it, there are social media icons for Facebook, Twitter, YouTube, Instagram, and LinkedIn, along with a search bar and language options (IT, EN). The page content includes a breadcrumb trail 'Home / Covid-19, travellers', a sub-heading 'Covid-19, travellers', and language selection buttons for 'Italiano' and 'English'. A large orange banner features a blue surgical mask and the text 'Covid-19 Information for travellers'. To the right, there is a 'Share' section with social media icons and two blue buttons: 'Information Line 1500' and 'Regional telephone information hotlines'.

<https://www.euplff.eu>

The screenshot shows the homepage of the European Digital Passenger Locator Form (dPLF) website. The header includes the 'EU PLF' logo, 'Healthy Gateways' logo, and navigation links for 'HOME', 'EU dPLF APP', 'NATIONAL DIGITAL PLFFS', and 'SELECT LANGUAGE'. The main content area is titled 'European Digital Passenger Locator Form (dPLF)' and includes a welcome message: 'Welcome to the EU application for common digital Passenger Locator Forms (dPLFs) for the air, maritime (cruise and ferry) and ground transport (bus, train, car) sectors.' Below this, there is a section 'What is a digital Passenger Locator Form and how are data used?' followed by a paragraph explaining the purpose of PLFs. A list of 'Questions and Answers (Q&A)' is provided, with several questions listed. On the right side, there are four blue buttons: 'EU dPLF App', 'EU dPLF pilot', 'Links', and 'Questions and Answers (Q&A)'.

IT support contact email eudplf@healthygateways.eu